

# KOREAN 1

## FROM ZERO!



**George Trombley**

**Reed Bullen**

**Sunhee Bong**

**Myunghee Ham**

# Korean From Zero! – Book 1

<input type="checkbox"/> How this book works: Welcome! .....	6
<input type="checkbox"/> Korean Reading and Writing: Introduction to Hangul .....	12
<input type="checkbox"/> Korean Reading and Writing A: Creating Simple Hangul.....	14
<input type="checkbox"/> Korean Reading and Writing B: Pure Vowel Sounds .....	19
<input type="checkbox"/> Korean Reading and Writing C: Hard Hangul Sounds.....	25
<input type="checkbox"/> Korean Reading and Writing D: Double Consonants .....	29
<input type="checkbox"/> Korean Reading and Writing E: Final Consonants .....	34
<input type="checkbox"/> Korean Reading and Writing F: Typing Hangul .....	38
<input type="checkbox"/> Korean Reading and Writing G: Sound Change Rules.....	42
<input type="checkbox"/> Lesson 1: 20 Starter Phrases .....	49
<input type="checkbox"/> Lesson 2: Korean Numbers.....	53
<input type="checkbox"/> Lesson 3: Self Introduction / Age.....	61
<input type="checkbox"/> Lesson 4: Creating Simple Sentences.....	67
<input type="checkbox"/> Lesson 5: This, That, and Negatives.....	75
<input type="checkbox"/> Lesson 6: Introduction to descriptive verbs .....	87
<input type="checkbox"/> Lesson 7: Pronouns and possession .....	103
<input type="checkbox"/> Lesson 8: Having, not having, and locations.....	121
<input type="checkbox"/> Lesson 9: Asking for things and counters .....	137
<input type="checkbox"/> Lesson 10: Future, Past, and Present Tenses .....	161
<input type="checkbox"/> Lesson 11: Dates and Time .....	179
<input type="checkbox"/> Lesson 12: Descriptive verbs part II .....	201
<input type="checkbox"/> Lesson 13: Giving and Receiving .....	219
<input type="checkbox"/> Lesson 14: Negative tense .....	235
<input type="checkbox"/> Lesson 15: Can and Can't do .....	253
<input type="checkbox"/> Lesson 16: Not being able to do .....	273
<input type="checkbox"/> Lesson 17: Wanting and Colors .....	297
<input type="checkbox"/> Verb Reference Guide.....	326
<input type="checkbox"/> Special Thanks!.....	352
<input type="checkbox"/> Section Reference Guide.....	353
<input type="checkbox"/> Other From Zero! Books.....	359



How this book works:

## Welcome!



### Getting Started

#### ☐ Play the sounds on mobile and in the browser!

To listen to the audio files on your mobile device or in any browser visit:

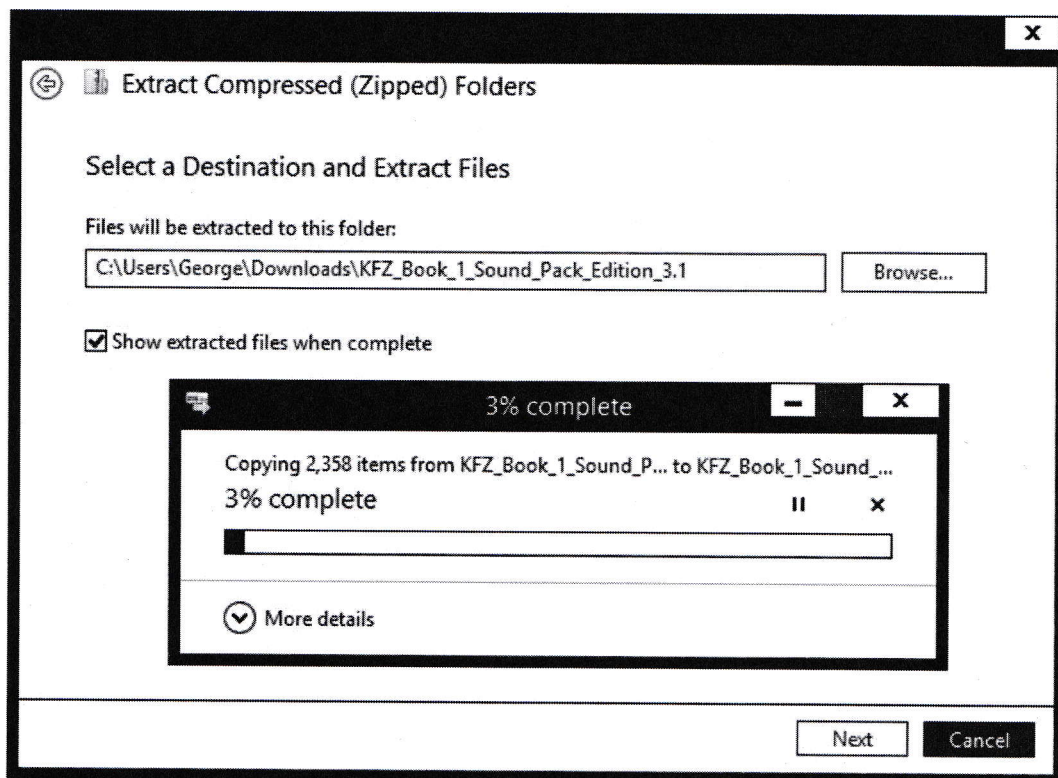
[koreanfromzero.com/sounds](http://koreanfromzero.com/sounds)

#### ☐ Download the sound pack!


Visit [koreanfromzero.com](http://koreanfromzero.com) and download the 100% Free Audio Files.

**STEP 1:** Download the zipped audio file to your WINDOWS or MAC computer.  
The direct link to the audio is [koreanfromzero.com/audio](http://koreanfromzero.com/audio)

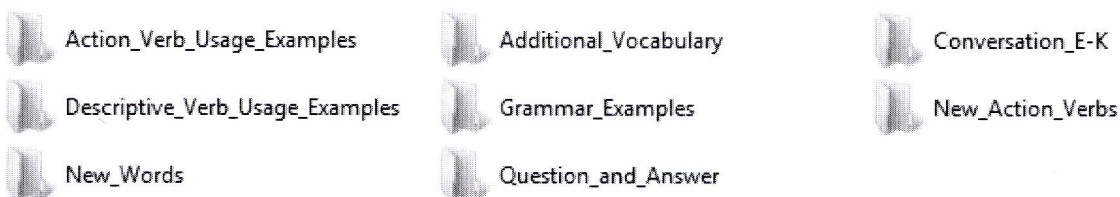
**STEP 2:** Unzip (uncompress) the zipped file.



**STEP 3:** Each lesson will have its own folder.



**STEP 4:** Open any lesson to view the sections of that lesson.



**STEP 5:** In each section folder, you will find the sounds for that section in the order that they appear in the book.

	0001-What-...	1	What color do you like? 무슨 색깔을 좋아해요?
	0002-What-f...	2	What foods do you dislike? 무슨 음식을 싫어해요?
	0003-What-...	3	What kind of animals do you like? 어떤 동물을 좋아해요?
	0004-What-t...	4	What type of things did you buy? 어떤 것을 샀어요?
	0005-Which...	5	Which restaurant did you go to? 어느 식당에 갔어요?
	0006-Which...	6	Which one is cheap? 어느 것이 싸요?
	0007-There-...	7	There are a lot of red cars in front of my college. 제 대학교 ...
	0008-I-boug...	8	I bought a black computer this Saturday. 이번주 토요일에 ...
	0009-There-...	9	There are a lot of white things in hospitals. 병원에 하얀 것...
	0010-Today-...	10	Today isn't so cold. 오늘은 별로 춥지 않아요.
	0011-I-dont-...	11	I don't like apples that much. 나는 사과를 별로 좋아하지 않...
	0012-I-dont-...	12	I don't go to America that much. 미국에는 별로 안 가요.
	0013-I-dont-...	13	I don't watch basketball matches much. 농구시합을 별로 ...
	0014-I-didnt...	14	I didn't get so many presents at the party. 파티에서 선물을 ...
	0015-More-...	15	More water please. 물 더 주세요.
	0016-I-boug...	16	I bought more fruits. 과일 더 샀어요.
	0017-More-f...	17	More friends came. 친구들이 더 왔어요.

## ❑ Determine where to start!

If you can read and write the Korean writing system, HANGUL, then skip to lesson 1 on page 49. If not complete all the Hangul lessons first. This book does NOT use Romanized Korean after this section.



## Introduction

## ❑ Welcome to KOREAN FROM ZERO!

LEARNING KOREAN can be intimidating at first, but don't worry! Our method is designed to guide you step-by-step through the basics of Korean grammar. You will be surprised how much easier a language is if you learn the basics. This book is dedicated to hammering the basics into your head.

Whether you're learning Korean for business, travel, or to make new friends, we've created these lessons to make sure you feel confident in your ability to SPEAK, READ, and WRITE what you've learned.

## ❑ Korean characters

WHAT ARE THESE CIRCLES, LINES, AND SQUARES? The Korean language uses a set of symbols called *Hangul* (한글, pronounced hangool), to spell all words in the Korean language. In the past, *hanja*, Chinese characters, were heavily used in Korea, but in modern Korea you can get by without ever learning very much - if any - *hanja*. In the first book, we will give you a crash course in *Hangul*. It is said that *Hangul* can be learned in a day but takes years to master. Throughout the lessons we will reinforce what is taught in the *Hangul* lessons and teach you exceptions to the rules, such as specific sound changes, as needed. NOTE: Hangul is sometimes spelled "hangeul" because it matches western spelling expectation, however the official Korean Romanization is "Hangul".

## ❑ Korean punctuation facts

HERE ARE SOME QUICK FACTS about Korean writing to help you get started.

### UPPERCASE/LOWERCASE

In English, we learn to write both A and a, but in Korean there are no upper and lower cases. In other words, 아 is always 아 no matter where you find it in a sentence.

### SENTENCE ENDING PUNCTUATION

Written Korean uses question marks, exclamation points, commas, and periods just like English. You will see their usage throughout the book.

## □ Before grammar...

Lessons A-G are dedicated to *Hangul* characters. After that a few lessons are dedicated to teaching numbers, key phrases, and how to introduce yourself. It's VERY important that you don't stress over the phrases and numbers lessons. Those sections are just for easy access to some things you will need before you know how to make your own sentences. The real power comes in knowing how the patterns work. Patterns will set your mind free of mindlessly memorizing phrases.

The best thing you can do, for your Korean, is learn how to read Korean well.

This is not a choice. You MUST learn *Hangul*. Once you know how to read, you will learn many key Korean grammar concepts that will set you firmly on the path to fluency.

## □ About the authors

### George Trombley

Author George Trombley is a professional Japanese interpreter and author of the "Japanese From Zero!" book series. For over 20+ years he has interpreted at corporations such as Microsoft, IBM, NTT DoCoMo, Lucent Technologies, Varian Medical and in countries throughout North America, Europe, Asia and the Middle East. For "Korean From Zero!" book 1, George has teamed up his co-authors to create a book that is accessible for beginners, yet deep enough to help students of Korean at any level.

### Reed Bullen

Author Reed Bullen, fluent in Korean, initially learned Korean through an intense immersion prior to his 2 year Mormon mission in the Korean countryside. During his mission he met thousands of Koreans and honed his skills teaching English as a free service of his church. After completing his mission, Reed continued mastering Korean. Reed befriended George at the bi-weekly Korean language meetup in Las Vegas. Reed is currently working as a teacher at a private school in Korea.

### Myunghee Ham

Myunghee Ham attended college at Myongji university and has a degree in Korean literature and is also fluent in Japanese. She has been teaching Korean to foreigners for over 8 years, and currently works as a Korean teacher at Seoul Korean language academy.

### Sunhee Bong

Native Korean Sunhee Bong grew up just south of Seoul in the city of Cheonan. Sunhee spent hundreds of hours working together with George and Reed to create natural Korean sentences and conversations. As a native Korean speaker, her contributions to the sometimes intense debate on Korean grammar have been invaluable to the book.